

Detailed statistics on the number of voters in the five electoral districts in the State of Kuwait

National Assembly elections
2022

Media Center - Information Unit





The graph shows the total number of (male) voters in the five electoral constituencies for the National Assembly elections 2022, as shown by the following figure:

The fifth district ranks first in terms of the concentration of male voters with 33% of the number of voters in the district

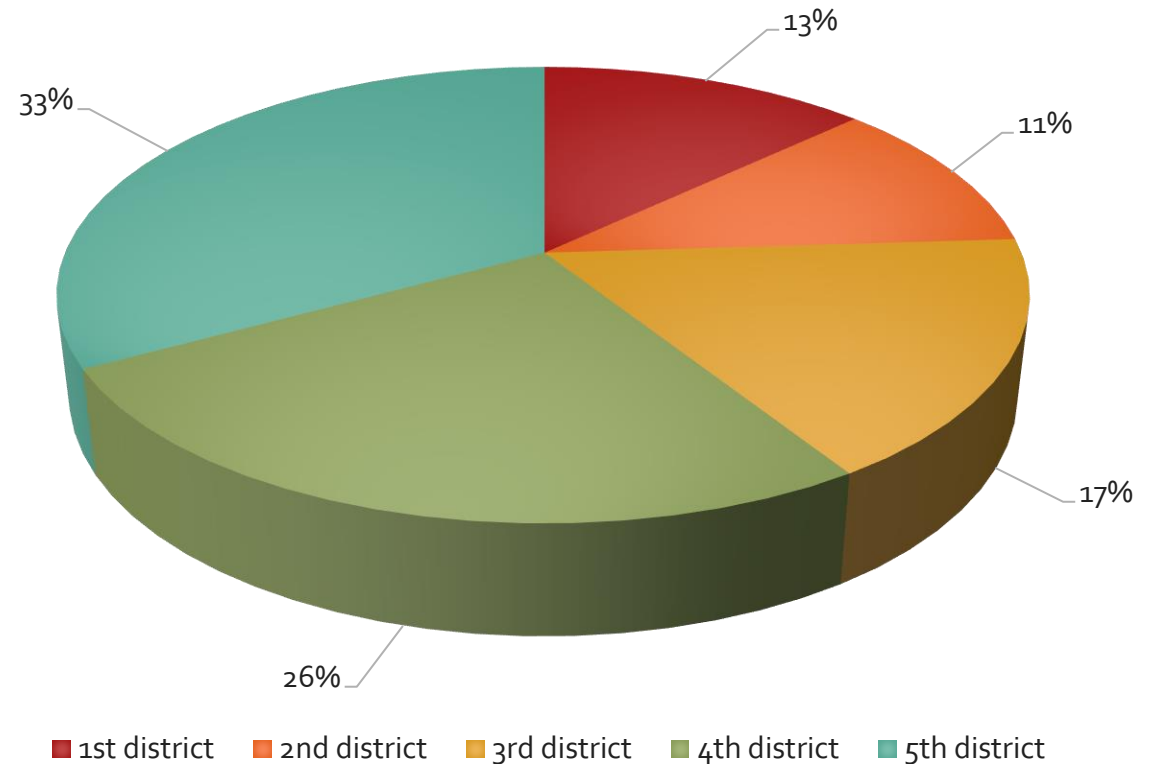
The fourth district ranks second with 26% of the number of male voters in it

The third district ranks third in terms of the concentration of male voters in it, with a rate of 17%

It is followed by the first district with 13% in terms of the number of voters, and the second district is ranked fifth in terms of the number of male voters with 11%

National Assembly Elections 2022

Total number of (male) candidates in the five districts

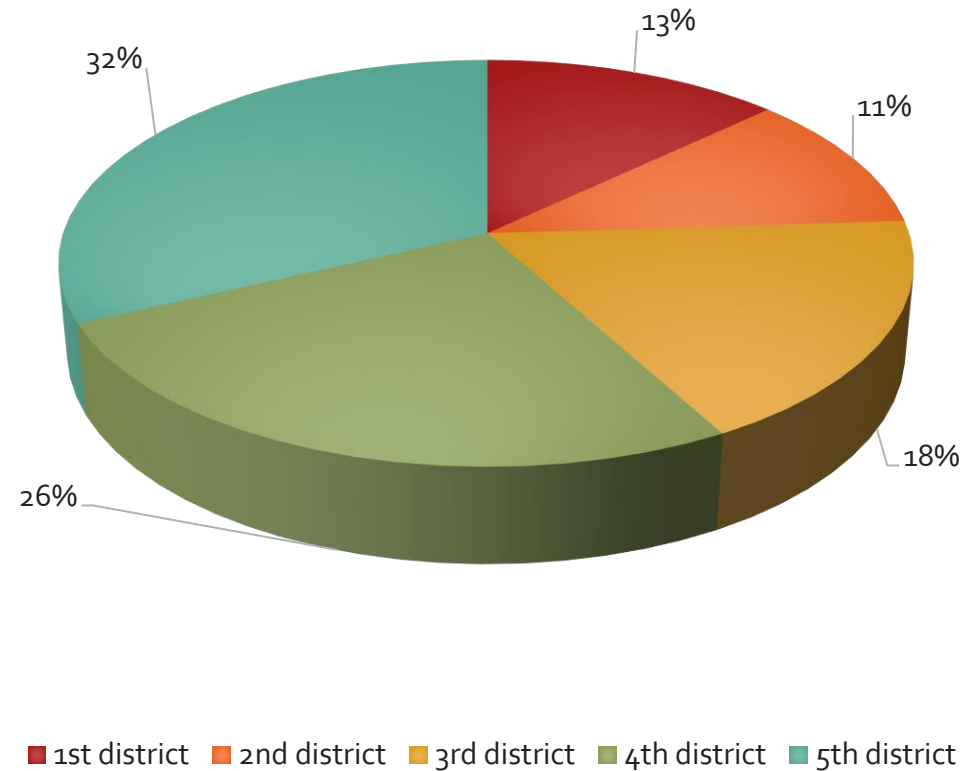




The total number of (female) voters in the five electoral districts in the National Assembly elections 2022:

- First place : The fifth district with 32%
- Second place : The fourth district with 26%
- Third place: The third district with 18%
- Fourth place: First district with 13%
- Fifth place: The second district with 11%

National Assembly Elections 2022
Total number of (female) candidates in the five districts



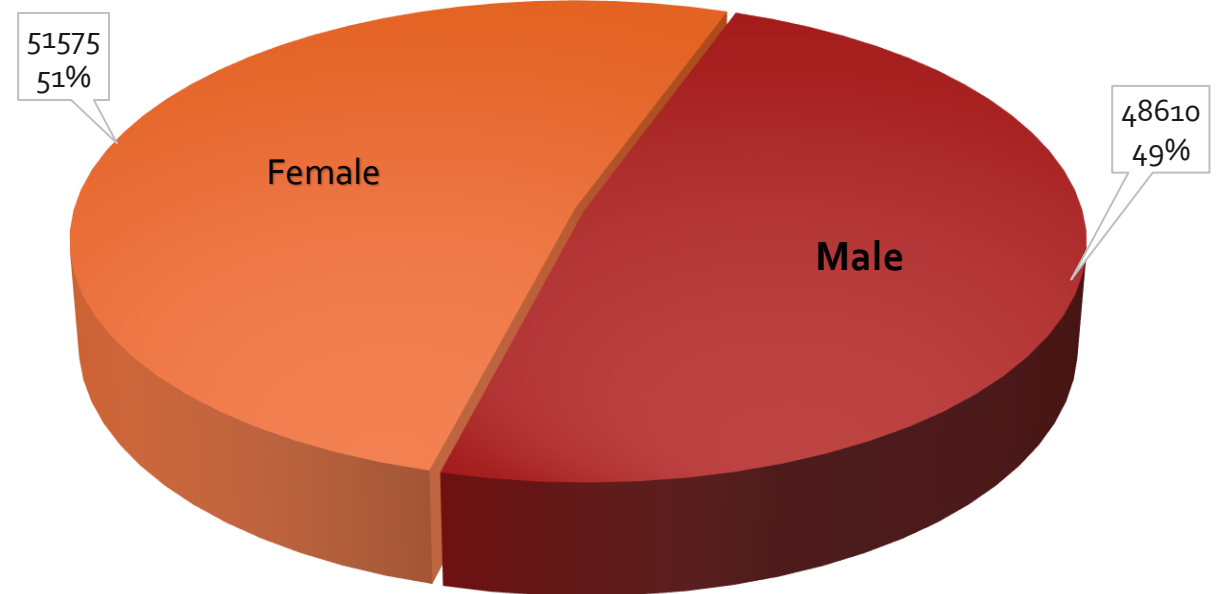


National Assembly Elections 2022 Total Number of Candidates (1st District)

The total number of voters in the first district is 100,185

The number of male voters in the first district is 48,610 while the number of female voters is 51,575

This resulted in female voters obtaining the highest percentage of male voters in the first district 51% and males 49%.



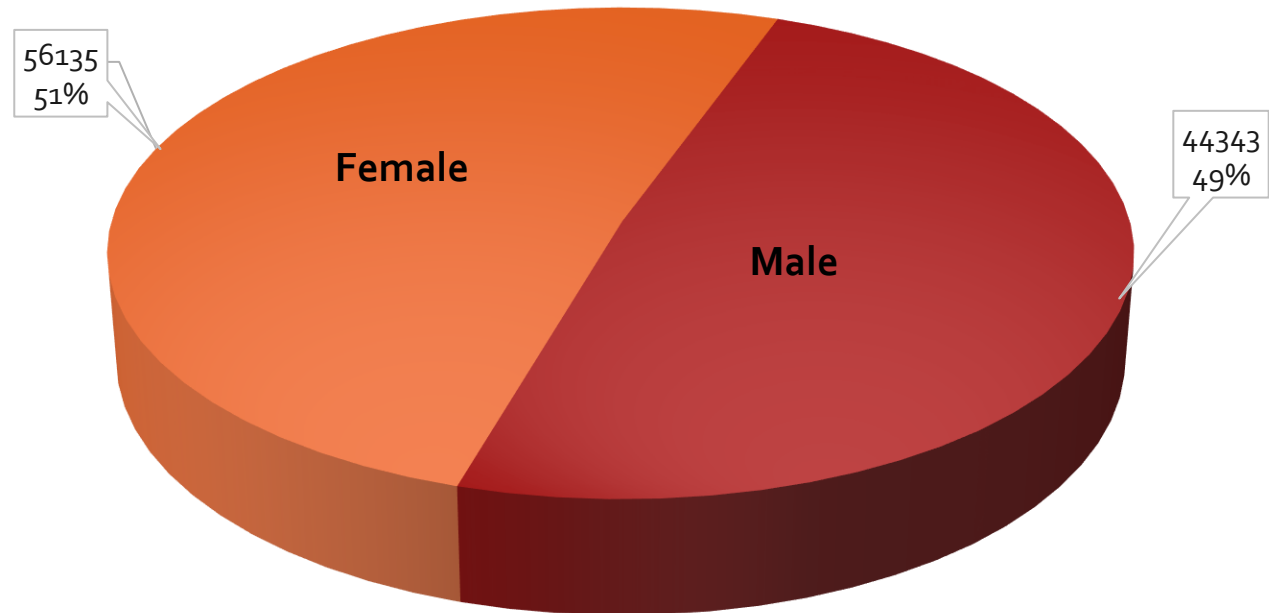


The National Assembly Elections 2022 Total Number of Candidates (2nd District)

The total number of voters in the second district is 90,478

The number of male voters in the second district is 44,343 while the number of women voters is 56,135

This resulted in female voters obtaining the highest percentage of voters in the second district by 51% and males by 49%



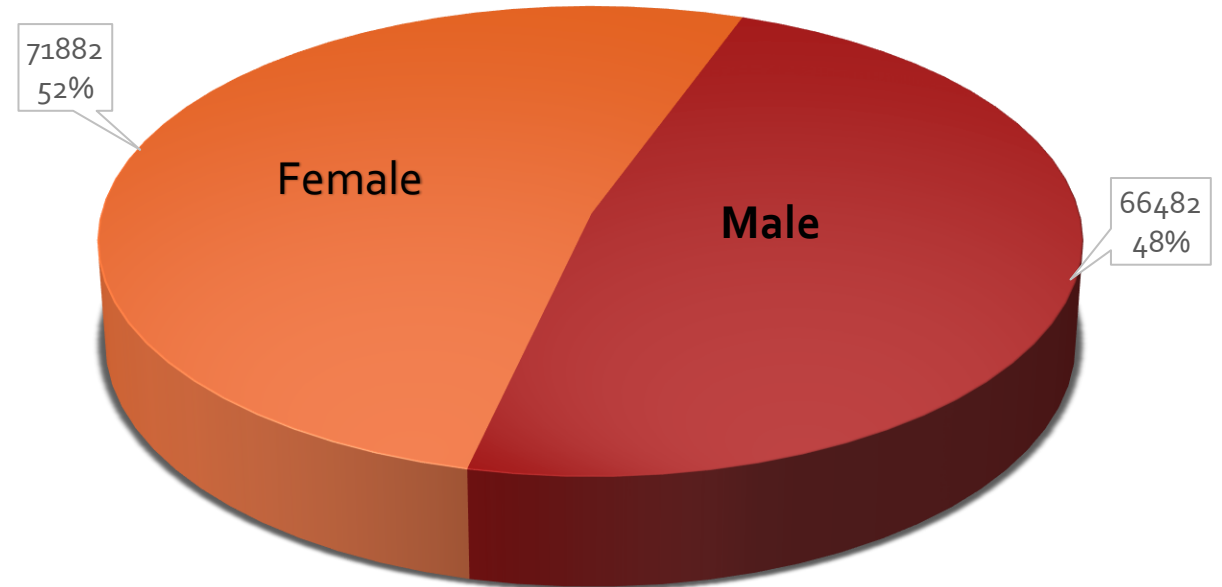


The National Assembly Elections 2022 Total Number of Candidates (3rd District)

The total number of voters in the third district is 138,364

The number of male voters in the third district is 66,482 while the number of female voters is 71,882

Female voters get the higher percentage of male voters in the second district 52% and males 48%.





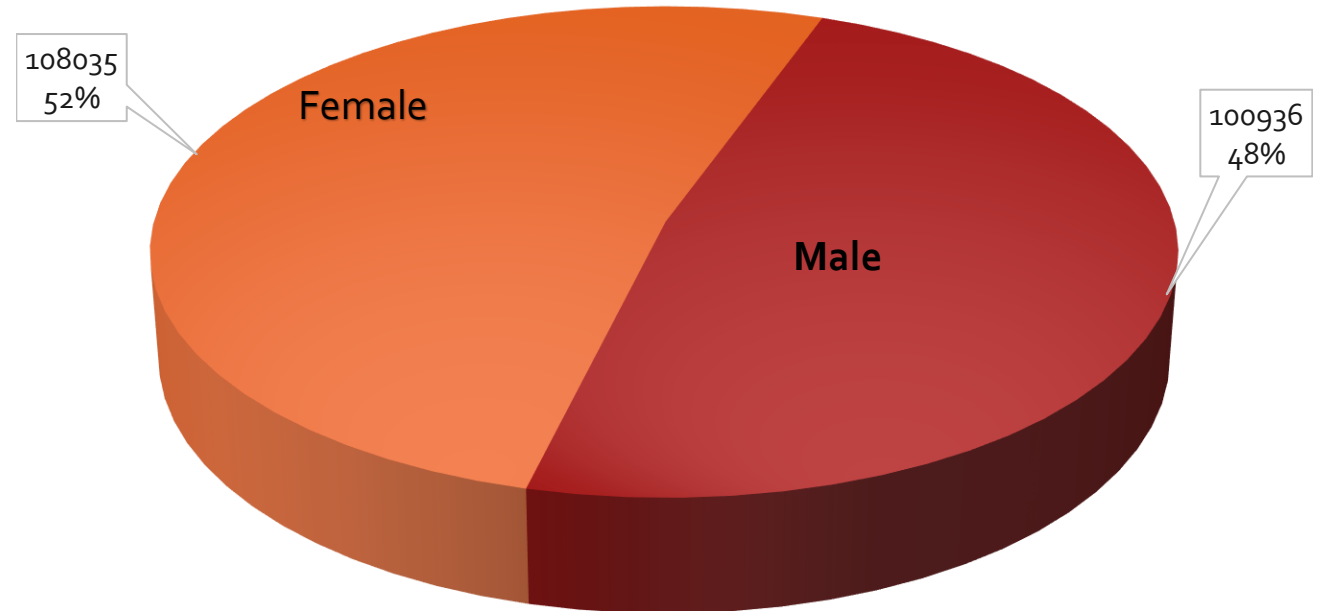
The National Assembly Elections 2022 Total Number of Candidates (4th District)

The total number of voters in the fourth district is 208,971

The number of male voters in the fourth district is 100,936

While the number of female voters is 108,035

This resulted in female voters obtaining the highest percentage of male voters in the fourth district 52% and males 48%





The National Assembly Elections 2022 Total Number of Candidates (5th District)

The total number of voters in the fifth district is 25,7913

The number of male voters in the fifth district is 127,728 while the number of female voters is 130,185

To equal the proportion of male and female voters in the fifth district 50% and males 50%

